



Minnesota

Gratitude Report

2024



We understand that providing essential repairs for those in need can revitalize communities and rebuild lives — and that understanding shapes everything we do.

In 2024, we worked to meet homeowners where they are, deepening our knowledge of the communities we serve and the difference every person involved in this work makes. Here's what we know:

Minnesota has some of the most expensive real estate in the nation. Coupled with wage disparities, homeownership challenges, and one of the oldest housing stocks in the country, families who do succeed in acquiring a home often face critical repairs far sooner than expected — and with far fewer resources to address them.

Rural communities across our state lack the facilities to support older adults who need safe, stable housing, leaving many at greater risk of living in unsafe conditions.

Women, who have seen recent homeownership gains reversed, disproportionately face single parenthood — and the difficult housing decisions that come with it.

For many of our neighbors of color, homeownership remains out of reach. Higher unemployment, wage gaps, and unequal educational opportunities compound the barriers they face. When we invest in safe, stable housing for all, we lay the foundation for lasting, generational prosperity.

We are committed to changing the housing landscape in Minnesota, one neighbor at a time — by turning our attention toward more diverse communities in need across our state. We believe every family deserves the support to maintain their home and thrive.

We are grateful for all who join us in that commitment. It takes all of us, working together, to make a real difference.

Together, we work to ensure all of our neighbors have a safe and healthy place to call home!



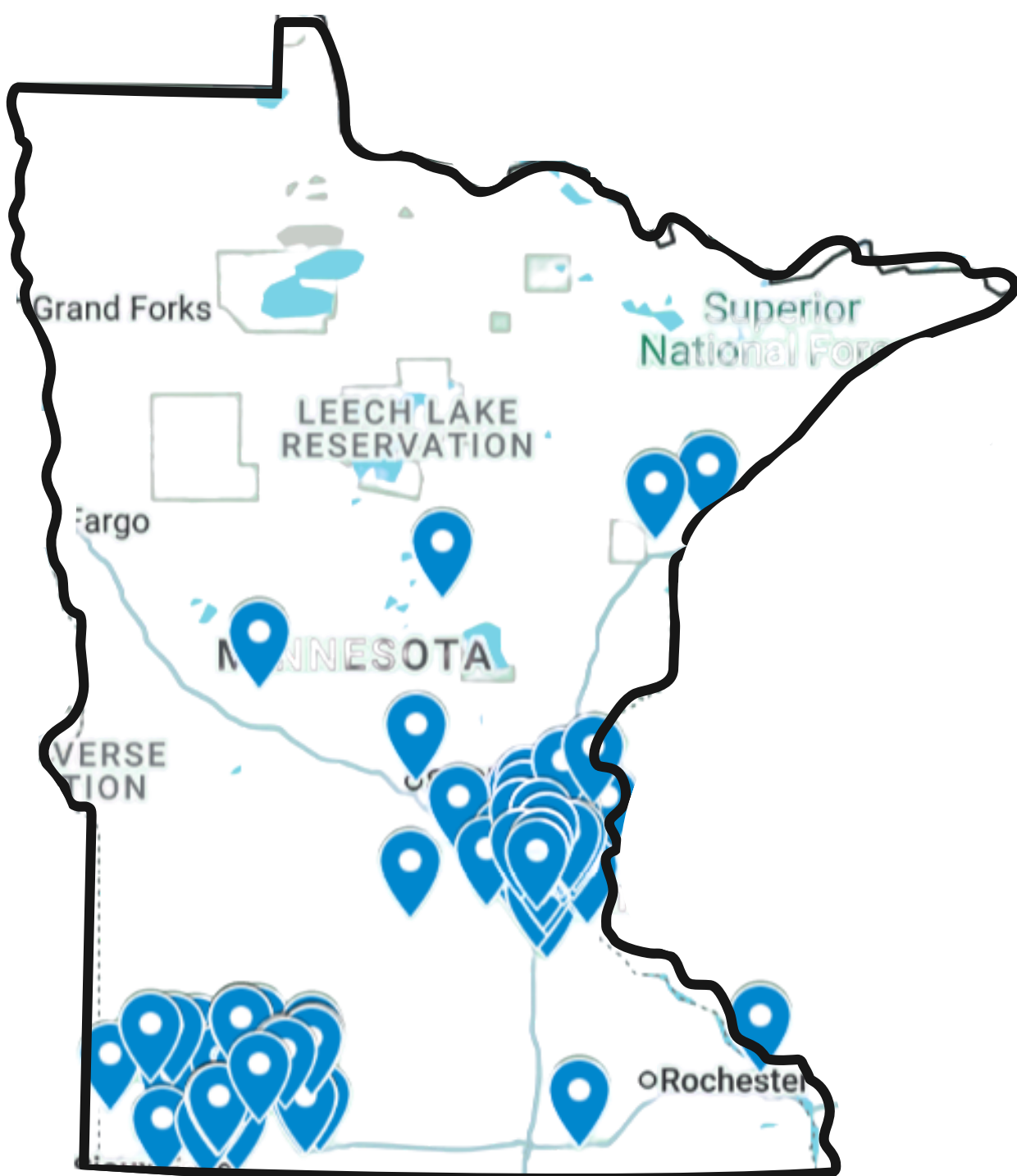
Gratitude Report



Repair Homes

Year At A Glance

Homeowner Projects Completed



This year, with the support of volunteers, local contractors, and in-kind support from businesses in our community, we proudly supported **230 unique addresses** with home repairs and aging-in-place renovations. These repairs affect **448 Minnesotans** in more than **70 cities** and **19 counties**.

West Metro

East Metro

SW

Greater MN



On average, we make repairs in over four homes each week!

Community Centers

We directly supported three community centers this year, serving over 300 community members, including older adults, veterans, and children.



Repair Homes

Revitalize Community

Rebuild Lives

Rebuilding Together

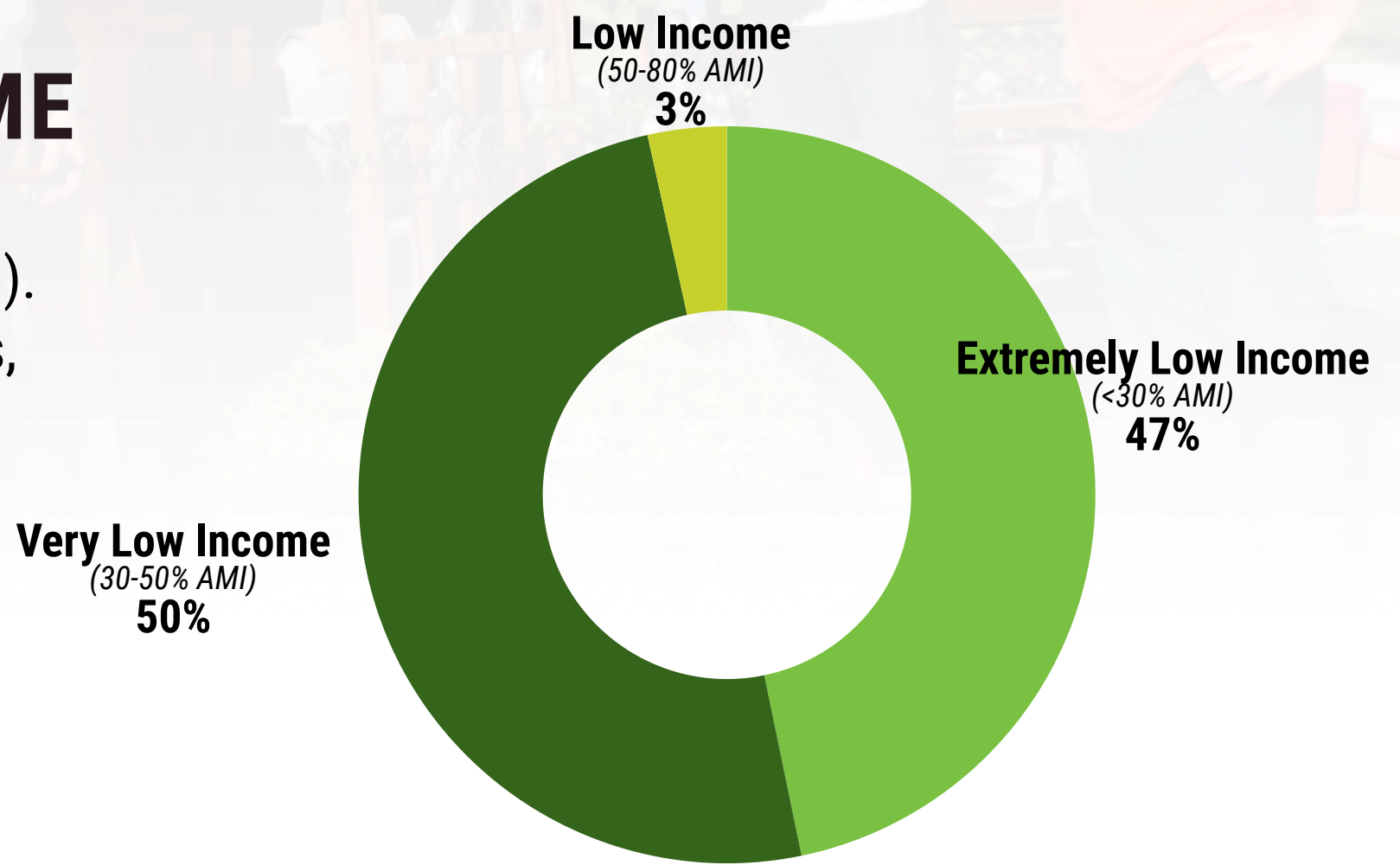
Next Page

The Need is Real

Rebuilding Together proudly works from the margins by prioritizing service to those communities who have historically been impacted by systemic barriers to homeownership, the disruption of generational wealth, and who are most at risk of housing instability.

AREA MEDIAN INCOME

All of our clients in 2024 were below 80% of the area median income (AMI). For a family of four in the Twin Cities, this means a household income of less than \$106,000 per year.



HOUSEHOLDS WE SERVED...



OF THE CLIENTS WHO SELF-REPORTED...



4x 33% of clients at Rebuilding Together are BIPOC identifying.
Statewide only 8% of homeowners in Minnesota are BIPOC identifying

Our Programs

Home Repair

Helping ensure healthy, livable homes.

The Home Repair program provides sub-contractor-delivered repair or replacement of essential systems that are critical to healthy, livable homes. For some Southwest Minnesota applicants, volunteers may also perform this work. This program also provides services to those living in Manufactured Homes within the Twin Cities Metro Area.

The Home Repair program includes our Roofing program, which replaces roofing for qualified applicants state-wide.

Home Repair remains our most requested program, with needs ranging from electrical and plumbing repairs to window and roof replacements.

Safe at Home

Helping people live safely and age in place independently in their own home.

The Safe at Home program offers volunteer-delivered home safety and fall prevention modifications, such as ramps, grab bars, and more, to older adults or those living with a disability. These low cost improvements make a massive difference to the health, safety, and well being of our neighbors.

Safe at Home includes our Ramp program, which supports qualified applicants with accessible entrances to their homes.

Community Revitalization

Extending our impact.

Extending our impact from individual homes into the broader community stabilizes and revitalizes neighborhoods. We do this by improving and repairing spaces where communities gather.

Previous projects have included public parks, community centers, non-profits, and initiatives focused on public health and conditions that contribute to systemic housing inequities.



Repair
Homes

Revitalize
Community

Rebuild
Lives

Rebuilding
Together

Next
Page

Together We Can

Our volunteers are the heartbeat of this work. They show up with tools, with energy and with a genuine belief that every neighbor deserves a safe place to call home. In 2024, 217 of them proved that community isn't just something you talk about — it's something you build. **Together**, we are transforming lives.



217 Individual Volunteers

Serving 19 Counties



Gave 3,700 Hours




Valued at \$134,347



averaging 4 shifts or 17 hours per person

Or 1.8 Full Time Employees



“It was great getting together in person and spending time to serve the community.”

Anonymous Volunteer



Repair Homes

Revitalize Community

Rebuild Lives

Rebuilding Together

Next Page

Rebuild Lives

In Their Own Words

Walter, Ramp Client

When Walter fell through his back steps and injured his leg, those broken stairs became his only way in or out — and after the fall, he had to call Emergency Medical Services just to leave his home. For over a year, that was his reality.

Without a reliable way to come and go, Walter began missing critical medical appointments. And because his wife, Laurie, lived in a nearby nursing facility, the inaccessible home meant they could no longer visit each other.

We installed a ramp at the family's front door. Walter can now get to his appointments, and he and Laurie can once again be together in their own home. That ramp didn't just restore access — it restored their life together.

"I haven't been able to leave by myself for over a year. We were having to call EMS any time I needed to leave."



"I am so excited for my wife to be able to come home and visit here ... She hasn't been home in two years."

Denny, Safe at Home Client



Repair
Homes

Revitalize
Community

Rebuild
Lives

Rebuilding
Together

Next
Page

Rebuild Together

Statement of Activities

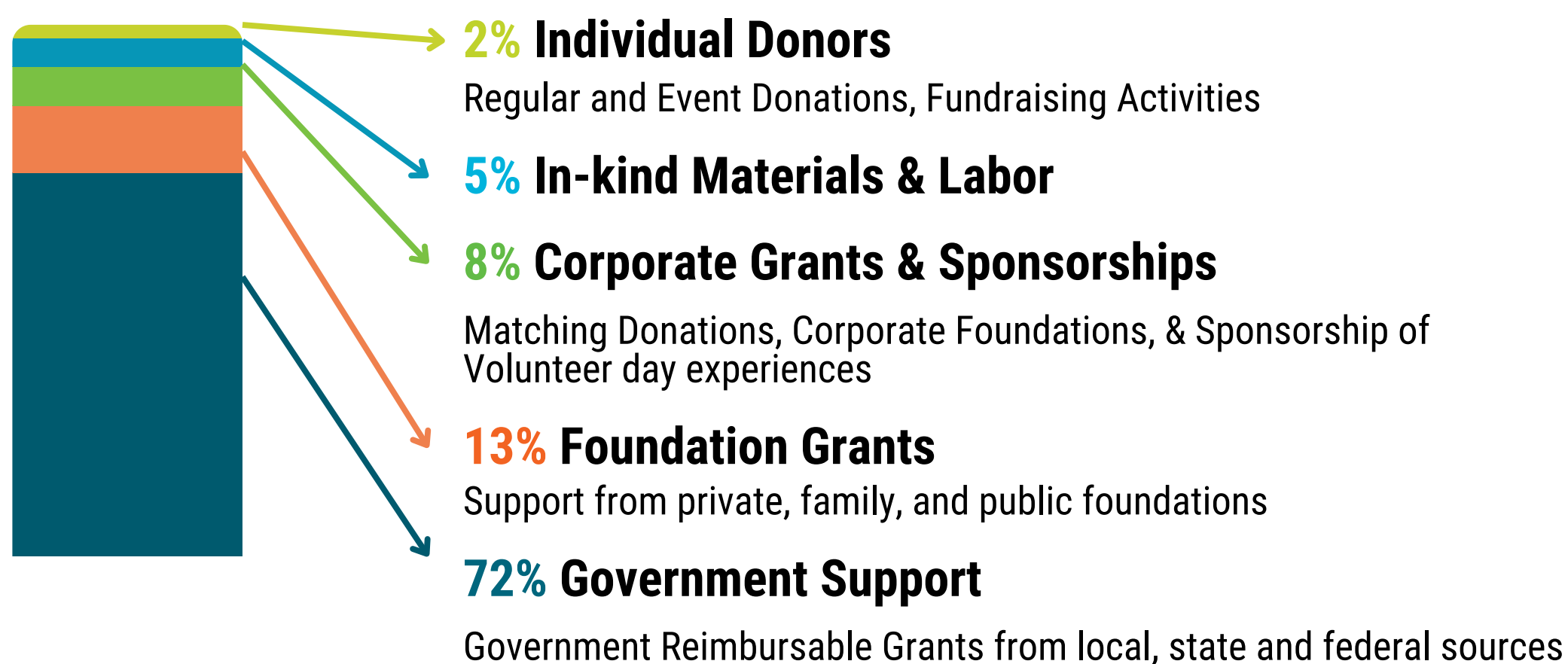
Support & Revenue

Pledges and contributions	\$608,103
Governmental grants	\$2,023,189
Special events, net of expenses of \$20,219	\$33,260
Donated services and materials	\$152,755
Revenue	\$39,660
Total Support & Revenue	\$2,856,967

Expenses

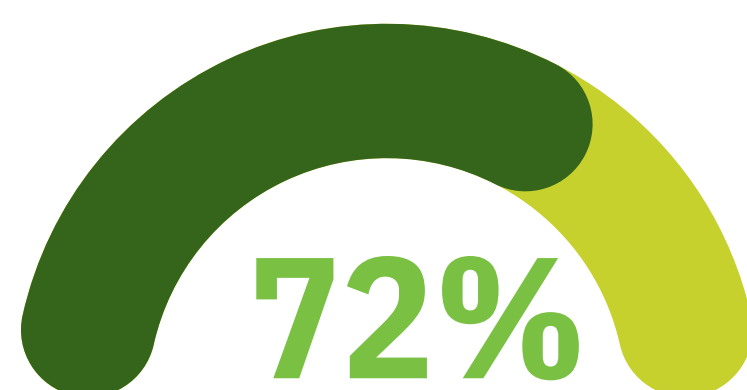
Program services	\$2,652,159
Support services	
Management and general	\$192,640
Fundraising	\$90,733
TOTAL EXPENSES	\$2,935,532

2024 Sources of Revenue



Beyond the Build

72% of every dollar goes directly to repairs, materials, and labor. The remaining **28%** is reinvested into the people, training, and systems that make work possible. We believe transparency about these costs is essential – sustainable impact requires investment in both the work and the organization behind it.



Statement of Financial Position

Assets

Cash and cash equivalents	\$434,175
Pledges receivable	\$1,250
Government grants receivable	\$253,008
Contracts receivable	\$145,379
Prepaid expenses	\$34,175
Total current assets	\$867,987
Property, equipment & leasehold improvements	\$920,173
Accumulated depreciation	(\$398,135)
Noncurrent assets	\$99,404

Total Assets	\$1,489,429
---------------------	--------------------

Liabilities and Net Assets

Accounts payable	\$84,240
Accrued expenses	\$89,340
Deferred revenue	\$261,128
Operating lease liability, current	\$50,872
Total current liabilities	\$485,580

Noncurrent liabilities	
Operating lease liability, net of current portion	\$44,983
Total Liabilities	\$530,563

Net Assets without donor restrictions	\$392,353
Net Assets with donor restrictions	\$566,513
Total Net Assets	\$958,866

Total Liabilities and Net Assets	\$1,489,429
---	--------------------

Functional Expense Allocation

	Program Services	Management & General	Fundraising	Total
Personnel Costs	\$675,390	\$54,817	\$49,414	\$779,621
Project Expenses	\$1,487,366	\$57	\$0	\$1,487,423
Operational Expenses	\$367,897	\$137,681	\$41,213	\$546,791
Expenses, before depreciation	\$2,530,653	\$192,555	\$90,627	\$2,813,835
Depreciation and amortization	\$121,506	\$85	\$106	\$121,697
Total Expenses	\$2,652,159	\$192,640	\$90,733	\$2,935,532



Repair Homes

Revitalize Community

Rebuild Lives

Rebuilding Together

Next Page

Programs at Work

Program Expenses

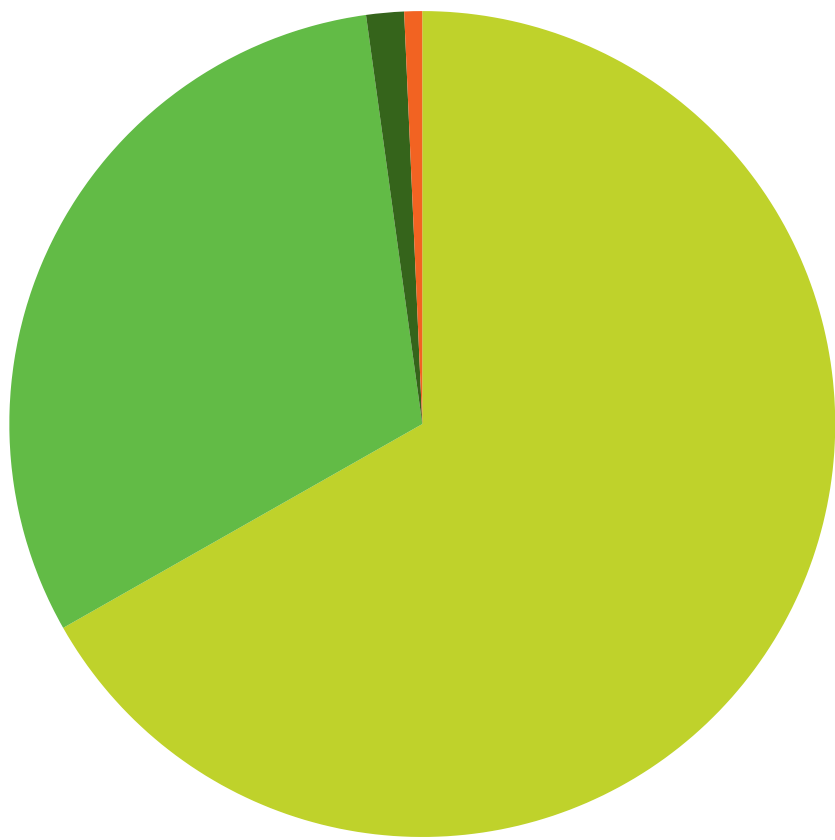
Home Repair	\$1,735,063
Safe at Home	\$806,469
Other Program Expenses	\$38,339
Community Revitalization	\$18,195

TOTAL EXPENSES

\$2,598,066

Program Costs

This chart provides a detailed breakdown of the costs associated with our programs and illustrates the percentage each contributes to our total expenses.



57% Home Repair

31% Safe at Home

1.5% Other Program Costs

.7% Community Revitalization

Average Repair Costs

Costs for repairs vary greatly based on a variety of factors including scope, materials cost, labor needs, and unforeseen factors during construction. On average the cost for repairs are:

\$5,760

Safe At Home

\$11,803


Home Repair

Program Impact

Each week, across our programs, we make repairs and improvements that support our neighbors within their homes.



4.5 Homes improved



5.5 Repairs made



8.6 People served



**Repair
Homes**

**Revitalize
Community**

**Rebuild
Lives**

**Rebuilding
Together**

**Next
Page**

Thank You, Donors

Behind every donor gift is a family that stays warmer, safer, and more securely housed. We don't take that lightly. We are honored to steward these contributions responsibly and with humility — and deeply committed to earning the trust our donors place in us, year after year.

Individual Gifts

\$1,000 - \$5,000

Anonymous
Vik Bangia
Henry and Mary Ellen Bellaimey
Family Foundation
Michelle Carr
Tom Keljik
Greg Krenz
Kelly Martin
Meredith McQuaid
Jane Marie Petty
Tom Schmall
Mike & Dorothy Simpson
Jasbir & Frances Singh
Alina Stevenson
Gary Vig
Beth Wiggins

\$500 to \$999

Anonymous
Stephen Clemens
Matt Culver
Lindsay Kopp
Charlotte Sebastian
Heather Soule

Up to \$500

Anonymous (46)
Susan Ainsworth
Elvira Anzueto
Jillian Botz
Shamala Brandt
Suzanne Brennan
Chuck Bristol
Donnie Brown
Renee Christenson
Matt Culver, Dedicated to
Duane Googins
Chris Dahl
Danielle Dart
Diane Davis
Sharon Dye
Linnea Finney
Catherine Fitch
Julie Francis
Michelle & David Fries
Charitable Fund
David Glenn
Kenneth & Jan Graziano
Charles Greiner
Kathryn Greiner

Robert Haberkorn
Joel Jackson
Jenny Jones
Jesse Lipson
Jessie Lovejoy
Lynne Metzger
Kirsten O'Brian
Austin Onwualu
Ronald Ousky
Earle & Claudette Parris
Tom Pfannenstiel
Pricco Family Charitable Fund
Megan Rohwer
Doris Schmaltz
John Symington, In memory
of Paul
Rochelle Taube
Glenn Thuringer
Vig Family Fund
Susan & Hugh Voight
Jeffrey Walker
Richard Woulfe
Steven Young

Foundation, Corporate and Public Support

\$1,000,000+

Minnesota Housing

\$200,000 to \$499,999

Minnesota Department of
Human
Services
Pipestone County

\$100,000 to \$199,999

Anonymous
Fred C. & Katherine B. Andersen
Foundation
Nobles County
U.S. Department of Agriculture
U.S. Department of Housing and
Urban Development

\$50,000 to \$99,999

Murray County
Otto Bremer Trust
Wells Fargo

\$10,000 to \$49,999

Ameriprise Financial
Beaverdale Foundation
CenterPoint Energy
Cottonwood County
Housing Assistance Council
Jackson County
James B. Linsmayer Foundation
Marathon Oil
Mortenson
OPUS Foundation
Slipstream, Inc.
Stevens Square Foundation
USAA
Worthington Regional Health
Care Foundation

Up to \$10,000

AGCO
Catholic Community Foundation
Ehlers

Federated Rural Electric Trust
Fidelity
Fredrikson & Byron Foundation
Hennepin County
Leonette M. & Fred C. Lanners
Foundation
Lyman Lumber
Minnesota Assistance Council
for Veterans
Southwest Initiative Foundation
Sunrise Banks
TENGA Foundation
Trellis
James R. Thorpe Foundation
Travelers
UnitedHealth Group/Optum
Wells Foundation
Windom Methodist Church

In Kind Donations

Dorsey & Whitney, LLP
FastenMaster & Simpson
Strong-Tie
Lowe's

We make every effort to ensure our donor list is complete and accurate. We sincerely apologize for any unintentional omissions or errors.



Repair
Homes

Revitalize
Community

Rebuild
Lives

Rebuilding
Together

Next
Page



Board of Directors

Jillian Botz
President

Tom Keljik
Vice President

Lynda Rogers
Secretary

Greg Krenz
Treasurer

Robb Altendorf

Kathryn Greiner

Laurel Igbanugo

Kelly Martin

Meredith McQuaid

Austin Onwulau

Glenn Thuringer

Beth Wiggins

Repairing homes, revitalizing communities, rebuilding lives.

Since 1997, we've been working year-round to sustain healthy neighborhoods and ensure that people in need can live independently and safely in their homes. Through individual and corporate sponsors and volunteer efforts, we provide opportunities for community involvement and impact the places people in our community live and gather.



1050 SE 33rd Ave. | Minneapolis, MN 55414

Kathryn Greiner, Executive Director

phone: 651.776.4273

email: k.greiner@rtmn.org

web: rtmn.org

© 2024 Rebuilding Together Minnesota



This is an Equal Opportunity Program. Rebuilding Together Minnesota does not discriminate against, nor exclude from participation, any applicant for assistance on the grounds of their race, color, religion (creed), age, disability, sexual orientation, ancestry, national origin, or any other bias prohibited by applicable law.